



Republic of the Philippines
MWSS - REGULATORY OFFICE
BALANCE SHEET
September 30, 2014

Office of the Supervising Auditor
 MWSS-Regulatory Office
NOV 04 2014
 RECEIVED BY: *CRK*

<u>Particulars</u>	<u>2014</u>	<u>2013</u>	<u>Inc/(Dec.)</u>	<u>%</u>
ASSETS				
CURRENT ASSETS				
CASH AND CASH EQUIVALENT	205,940,155.25	291,602,131.72	(85,661,976.47)	-29%
RECEIVABLES	1,829,328,960.40	1,369,361,222.37	459,967,738.03	34%
INVENTORIES	386,479.00	843,907.24	(457,428.24)	-54%
Total Current Assets	2,035,655,594.65	1,661,807,261.33	373,848,333.32	22%
NON-CURRENT ASSETS				
PREPAYMENTS	5,831,741.45	6,011,460.75	(179,719.30)	-3%
PROPERTY, PLANT AND EQUIPMENT	52,053,394.17	57,995,276.77	(5,941,882.60)	-10%
Other Receivables	-	-	-	
Investments	-	-	-	
Other Assets	11,444,364.19	64,625.00	11,379,739.19	17609%
Total Non-Current Assets	69,329,499.81	64,071,362.52	5,258,137.29	8%
TOTAL ASSETS	2,104,985,094.46	1,725,878,623.85	379,106,470.61	22%
LIABILITIES AND EQUITY				
CURRENT LIABILITIES				
PAYABLE ACCOUNTS	211,350,392.03	248,995,132.05	(37,644,740.02)	-15%
INTER-AGENCY PAYABLES	1,472,706.87	1,552,824.70	(80,117.83)	-5%
INTRA-AGENCY PAYABLES	116,402,551.43	116,617,478.88	(214,927.45)	0%
OTHER LIABILITY ACCOUNTS	2,950,275.73	3,041,586.17	(91,310.44)	-3%
LOANS PAYABLE - CURRENT	-	-	-	0%
Total Current Liabilities	332,175,926.06	370,207,021.80	(38,031,095.74)	-10%
Non-Current Liabilities				
LOANS PAYABLE - LONG TERM	23,815,847.79	28,441,699.67	(4,625,851.88)	-16%
DEFERRED CREDITS	1,141,731,946.76	909,018,855.05	232,713,091.71	26%
Total Non-Current Liabilities	1,165,547,794.55	937,460,554.72	228,087,239.83	24%
EQUITY				
CAPITAL STOCK	-	-	-	-
APPRAISAL CAPITAL	-	-	-	-
DONATED CAPITAL	-	-	-	-
RETAINED EARNINGS	476,053,350.27	294,284,719.19	181,768,631.08	62%
NET INCOME	131,208,023.58	123,926,328.14	7,281,695.44	6%
Total Government Equity	607,261,373.85	418,211,047.33	189,050,326.52	45%
TOTAL LIABILITIES AND EQUITY	2,104,985,094.46	1,725,878,623.85	379,106,470.61	22%

Prepared and Certified Correct by:

Joriel Dagsa
JORIEL DAGSA
 Chief Corporate Accountant

Noted by:

Virginia V. Octa
VIRGINIA V. OCTA
 DM for Administration

Recommending Approval:

Mylene Joy S. Parras
ATTY. MYLENE JOY S. PARRAS
 OIC Admin & Legal Affairs

Approved:

Joel C. Yu
JOEL C. YU
 Chief Regulator

MWSS-C.O., FINANCE DEPT.

RECEIVED

CR *11/10*



Republic of the Philippines
MWSS - REGULATORY OFFICE
STATEMENT OF INCOME AND EXPENSES
For the Period Ended September 30, 2014

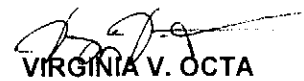
	<u>2014</u>	<u>2013</u>	<u>Inc/(Dec.)</u>	<u>%</u>
REVENUES				
CONCESSION FEES	173,409,400.71	171,922,100.76	1,487,299.95	
EXPENSES				
Personnel Services	28,160,201	35,102,944	(6,942,743)	-20%
Maintenance & Other Operating Expenses	10,445,938	8,913,557	1,532,381	17%
Non-Cash - Depreciation Expense	4,815,903	4,868,148	(52,245)	-1%
Financial Expenses	468,441	624,102	(155,661)	
TOTAL EXPENSES	43,890,483	49,508,751	(5,618,268)	-11%
INCOME/(LOSS) FROM OPERATIONS	129,518,917	122,413,350	7,105,568	6%
ADD/DEDUCT:				
OTHER INCOME	1,689,106	1,512,978	176,128	12%
INTEREST INCOME - Bank Deposit	784,274	1,440,512	(656,238)	
INTEREST INCOME - MVFP	53,260	31,482	21,778	
MISCELLANEOUS INCOME	871,697	40,984	830,713	
GAIN/LOSS ON FOREX	(20,125)	-	(20,125)	
PRIOR YEARS ADJUSTMENT	-	-	-	
INCOME/(LOSS) BEFORE INCOME TAX	131,208,024	123,926,328	7,281,695	6%

Prepared and Certified Correct by:

Noted by:


JORIEL DAGOSA


Chief Corporate Accountant


VIRGINIA V. OCTA

DM for Administration

Recommending Approval:

APPROVED:


ATTY. MYLENE JOY S. PARRAS
OIC Admin & Legal Affairs


JOEL C. YU
Chief Regulator




Republic of the Philippines
MWSS - REGULATORY OFFICE
STATEMENT OF CHANGES IN GOVERNMENT EQUITY
For the Period Ended September 30, 2014

	<u>2014</u>	<u>2013</u>	<u>Inc/(Dec.)</u>	<u>%</u>
RETAINED EARNINGS - Beg. Balance	445,644,790	294,239,302	151,405,488	51%
Adjustments:				
Dividends Paid -	-	-		
Prior Years/Adjt/Allocated cost/Errors	30,408,560	45,417	30,363,143	66854%
Change in Accounting Policy	-	-		
Correction of Fundamental Error on Depr.	-	-		
ADJUSTED RETAINED EARNINGS	476,053,350	294,284,719	181,768,631	62%
Add: Net Income	131,208,024	123,926,328	7,281,695	6%
Less: Reserved - Appropriation for contingencies	-	-		
RETAINED EARNINGS - Ending Balance	607,261,374	418,211,047	189,050,327	45%

Prepared and Certified Correct by:


JORIEL DAGOSA
Chief Corporate Accountant

Noted by:


VIRGINIA V. OCTA
DM for Administration

Recommending Approval:


ATTY. MYLENE JOY S. PARRAS
OIC Admin & Legal Affairs

APPROVED:



JOEL C. YU
Chief Regulator



Republic of the Philippines
MWSS - REGULATORY OFFICE
STATEMENT OF CASH FLOWS
As of September 30, 2014

	<u>For the Month</u>	<u>Year-to-Date</u>
CASH FLOWS FROM OPERATING ACTIVITIES		
Collection of Concession Fees	-	-
Other Collections	474,055.43	22,062,543.36
Payment of Borrowing Cost	(213,588.65)	(468,441.43)
Payment of Personnel Cost	(2,551,675.25)	(29,762,121.49)
Payment of MOOE	(1,044,732.28)	(26,449,510.72)
	-	-
Net Cash Generated from Operating Activities	<u>(3,335,940.75)</u>	<u>(34,617,530.28)</u>
CASH FLOWS FROM INVESTING ACTIVITIES		
Matured Investments	87,254.58	1,020,589.01
Investments	-	-
Investments in special reserve fund	-	-
Capital Expenditures	-	-
	-	-
Net Cash provided by Investing Activities	<u>87,254.58</u>	<u>1,020,589.01</u>
CASH FLOWS FROM FINANCIAL ACTIVITIES		
Loan Proceeds	-	-
Debt Servicing	(3,514,630.00)	(7,089,957.00)
Payment of Prior year's Dividend to National Government	-	-
	-	-
Net Cash used in Financial Activities	<u>(3,514,630.00)</u>	<u>(7,089,957.00)</u>
Effects of exchange rate changes on cash and cash equivalents	-	-
NET INCREASE (DECREASE) IN CASH AND CASH EQUIVALENTS	<u>(6,763,316.17)</u>	<u>(40,686,898.27)</u>
CASH AND CASH EQUIVALENTS BEGINNING BALANCES	<u>212,703,471.42</u>	<u>246,627,053.52</u>
CASH AND CASH EQUIVALENT ENDING BALANCES	<u>205,940,155.25</u>	<u>205,940,155.25</u>
		205,940,155.25

Prepared by:


Alan D. Chuegan
Finance Officer B


Certified Correct by:


Joriel M. Oagsa
Chief Corporate Accountant

Noted by:


Virginia V. Octa
Manager, Administration Dept.

Recommending Approval:


Mylene Joy S. Parras
OIC Admin & Legal Affairs

APPROVED:


JOEL C. YU
Chief Regulator



Republic of the Philippines
MWSS - REGULATORY OFFICE
TRIAL BALANCE

September 30, 2014

Account Description	Acct. Code	BALANCES	
		Dr	Cr
ASSETS			
CURRENT ASSETS			
CASH			
CASH-CASH ON HAND			
CASH - Cash Collecting Officer	102	-	
PETTY CASH FUND	104	300,000.00	
CASH IN BANK - LOCAL CURRENCY			
CASH CIB-LC, Current Account	111	46,238,220.37	
CASH CIB-LC, Savings Account	112	-	
CASH CIB-LC, Time Deposits	113	125,796,678.63	
CASH IN BANK - FOREIGN CURRENCY			
CASH CIB-FC, TIME DEPOSITS	117	33,605,256.25	
RECEIVABLES			
DUE FROM OFFICERS AND EMPLOYEES	123	1,681,769.21	
LOANS RECEIVABLE -OTHERS	126	45,869,186.26	
INTEREST RECEIVABLE	129	-	
INTRA-AGENCY RECEIVABLES			
DUE FROM CENTRAL OFFICE/HOME OFF	141	1,781,495,000.66	
OTHER RECEIVABLES	149	283,004.27	
INVENTORIES			
SUPPLIES			
OFFICE SUPPLIES INVENTORY	155	295,119.00	
SPARE PARTS INVENTORY	167	91,360.00	
PREPAYMENTS			
PREPAID INSURANCE	178	10,136.92	
ADVANCES TO CONTRACTORS	181	5,967,459.25	
OTHER PREPAID EXPENSES	185	-	145,854.72
OTHER ASSETS			
GUARANTY DEPOSITS	186	11,444,364.19	
PROPERTY, PLANT AND EQUIPMENT			
BUILDINGS			
OFFICE BUILDINGS	211	2,925,095.64	
Accum. Depre. - Office Bldg	211-311		2,925,015.64
OFF. EQUIPMENT, FURNITURE AND FIXTURES			
OFFICE EQUIPMENT	221	1,078,076.22	
Accum. Depre. - Office Eqpt.	221-321		1,055,786.49
FURNITURE & FIXTURES	222	4,724,653.78	
Accum. Depre. - Furniture & Fi	222-322		4,597,586.26



Republic of the Philippines
MWSS - REGULATORY OFFICE
TRIAL BALANCE

September 30, 2014

Account Description	Acct. Code	BALANCES	
		Dr	Cr
IT EQUIPMENT & SOFTWARE	223	125,616,911.12	
Accum. Depre. - IT Eqpt.	223-323		74,042,407.01
LIBRARY BOOKS	224	693,572.26	
Accum. Depre. - Library Books	224-324		693,552.26
MACHINERIES AND EQUIPMENT			
COMMUNICATION EQUIPMENT	229	2,232,660.24	
Accum. Depre. - Comm. Eqpt.	229-329		2,232,611.24
MEDICAL, DENTAL & LAB EQPT.	233	21,110.00	
Accum. Depre. - Medical Eqpt.	233-333		21,108.00
SPORTS EQUIPMENT	235	377,918.75	
Accum. Depre. - Sports Eqpt.	235-335		377,909.75
TECHNICAL & SCIENTIFIC EQPT.	236	3,804,213.44	
Accum. Depre. - Technical & Sc	236-336		3,520,197.80
OTHER MACHINERIES AND EQUIPMENT	240	2,790,134.68	
Accum Depre.-OME	340		2,744,802.51
TRANSPORTATION EQUIPMENT			
MOTOR VEHICLES	241	4,729,774.00	
Accum. Depre. - Motor Vehicle	241-341		4,729,749.00
LIABILITIES			
CURRENT LIABILITIES			
PAYABLE ACCOUNTS			
ACCOUNTS PAYABLE	401		165,665,245.48
DUE TO OFFICERS & EMPLOYEES	403		45,529,904.96
DIVIDENDS PAYABLE	408		-
INTEREST PAYABLE	409		155,241.59
INTER-AGENCY PAYABLES			
DUE TO BIR	412		700,461.16
DUE TO GSIS	413		644,776.73
DUE TO PAG-IBIG	414		108,541.48
DUE TO PHILHEALTH	415		18,927.50
INTRA-AGENCY PAYABLES			
DUE TO C.O.	421		116,525,403.82
DUE TO OPERATING UNITS	423		6,250.00
DUE TO OTHER FUNDS	424		(129,102.39)
OTHER LIABILITY ACCOUNTS			
Due to BAC- Bid Docs	426		-
PERFORMANCE/BIDDERS BOND	427		2,245,191.32



Republic of the Philippines
MWSS - REGULATORY OFFICE
TRIAL BALANCE

September 30, 2014

Account Description	Acct. Code	BALANCES	
		Dr	Cr
OTHER PAYABLES	439		705,084.41
LONG - TERM LIABILITIES			
LOANS PAYABLE - FOREIGN	445		23,815,847.79
DEFERRED CREDITS			
OTHER DEFERRED CREDITS	455		1,141,731,946.76
GOVERNMENT EQUITY			
RETAINED EARNINGS	510		476,053,350.27
GENERAL INCOME ACCOUNTS			
INCOME FROM WATERWORKS	639		173,409,400.71
INTEREST INCOME	664		837,534.14
MISC. INCOME	678		871,697.00
GAIN/LOSS ON FOREX	681	20,125.00	-
GAIN/LOSS ACCOUNTS			
PRIOR YEARS ADJUSTMENT	684	-	
EXPENSES			
PERSONNEL SERVICES			
SALARIES & WAGES - REGULAR	701	16,883,377.33	
SALARIES & WAGES - CONTRACTUAL	706	148,837.86	
PERA	711	914,040.43	
ADDITIONAL COMPENSATION	712	-	
REPRESENTATION ALLOWANCE	713	990,500.00	
TRANSPORTATION ALLOWANCE	714	987,880.00	
CLOTHING/UNIFORM ALLOWANCE	715	255,000.00	
SUBSISTENCE, COLA, AMELIORATION	716	1,470,348.28	
Productivity Incentive Allowance	717	2,607,626.50	
OTHER BONUSES & ALLOWANCES	719	-	
HONORARIA	720	-	
HAZARD PAY	721	-	
LONGEVITY PAY	722	-	
CASH GIFT	724	125,000.00	
YEAR END BONUS (13TH MO.)	725	925,882.50	
LIFE & RETIREMENT INS. CONTRIB	731	2,032,516.45	
PAG-IBIG CONTRIBUTIONS	732	46,100.00	
PHILHEALTH CONTRIBUTIONS	733	167,437.50	
ECC CONTRIBUTIONS	734	46,150.00	
TERMINAL LEAVE BENEFITS	742	-	
LOYALTY AWARD BENEFITS	743	-	



Republic of the Philippines
MWSS - REGULATORY OFFICE
TRIAL BALANCE

September 30, 2014

Account Description	Acct. Code	BALANCES	
		Dr	Cr
PROVIDENT FUND BENEFITS	744	559,504.08	
OTHER PERSONNEL BENEFITS	749	-	
MAINT. & OTHER OPERATING EXPENSES			
TRAVELLING EXP	751	11,032.50	
TRAINING EXPENSES	753	529,156.09	
SCHOLARSHIP EXPENSES	754	-	
OFFICE SUPPLIES	755	610,001.30	
DRUGS AND MEDICINES EXPENSES	759	21,812.42	
GASOLINE, OIL AND LUBRICANTS	761	433,331.37	
OTHER SUPPLIES EXPENSE	765	46,013.50	
WATER EXPENSES	766	-	
ELECTRICITY EXPENSE	767	1,575,166.27	
POSTAGE AND DELIVERIES	771	21,390.00	
TELEPHONE EXPENSES - LANDLINE	772	201,601.10	
TELEPHONE EXPENSES - MOBILE	773	346,809.13	
INTERNET EXPENSE	774	94,788.42	
MEMEBRSHIP DUES/CONTRI TO ORG	778	-	
ADVERTISING EXPENSES	780	41,888.00	
PRINTING AND BINDING EXPENSES	781	92,600.05	
RENT EXPENSE	782	299,849.00	-
REPRESENTATION EXPENSES	783	448,082.68	
TRANSPORTATION EXPENSES	784	-	
SUBSCRIPTION EXPENSES	786	67,330.57	
SURVEY EXPENSES - PAWS UPNEC	787	-	
LEGAL SERVICES- Appeals	791	4,139,284.62	
AUDITING SERVICES	792	26,469.69	
CONSULTANCY	793	-	
ENVIRONMENT/SANITARY SERVICES	794	-	
JANITORIAL SERVICES	796	385,632.00	
SECURITY SERVICES	797	431,294.10	
OTHER PROFESSIONAL SERVICES	799	9,970.00	
R&M - OFFICE BUILDINGS	811	7,061.00	
R&M - OFFICE BUILDINGS	815		
R&M - OFFICE EQUIPMENT	821	6,850.00	
R&M - FURNITURE & FIXTURES	822	-	
R&M - IT EQPT & SOFTWARE	823	27,380.00	
R&M - COMMUNICATION EQPT.	829	1,150.00	
R&M - SPORTS EQUIPMENT	835	-	



Republic of the Philippines
MWSS - REGULATORY OFFICE
TRIAL BALANCE

September 30, 2014

Account Description	Acct. Code	BALANCES	
		Dr	Cr
R&M - OTHER MACHINERIES & EQPT	840	4,500.00	
R&M - MOTOR VEHICLES	841	90,203.37	
SUBSIDY TO OTHER FUNDS	877		
DONATIONS	878	-	
EXTRAORDINARY EXPENSES	883	155,799.86	
MISCELLANEOUS EXPENSES	884	227,964.71	
TAXES, DUTIES AND LICENSES	891	30,865.60	
FIDELITY BOND PREMIUMS	892	25,500.00	
Insurance Expenses	893	35,160.26	
Depreciation - Office Buildings	911	-	
Depreciation - Office Equipment	921	10,631.61	
Depreciation - Furniture and Fixtures	922	103,063.50	
Depreciation - IT Equipment	923	4,520,639.27	
Depreciation - Library Books	924	-	
Depreciation - Communication Equipment	929	-	
Depreciation - Med, Dental and Lab Eqpt.	933	-	
Depreciation - Sports Equipment	935	-	
Depreciation - Technical and Scientific Equipment	936	156,868.11	
Depreciation - Other Machineries and Equipment	940	24,700.81	
Depreciation - Motor Vehicles	941	-	-
INTEREST EXPENSE - DEBT SERVICE	975	468,441.43	
Totals		2,245,982,283.41	2,245,982,283.41
		-	

Prepared by:


Joriel M. Dagsa
Chief Corp. Accountant