



Republic of the Philippines
MWSS - REGULATORY OFFICE
BALANCE SHEET

March 31, 2016

<u>Particulars</u>	<u>2016</u>	<u>2015</u>	<u>Inc/(Dec.)</u>	<u>%</u>
ASSETS				
CURRENT ASSETS				
CASH AND CASH EQUIVALENT	484,575,701.67	371,488,822.30	113,086,879.37	30%
RECEIVABLES	186,485,889.23	205,123,174.79	(18,637,285.56)	-9%
INVENTORIES	-	231,277.75	(231,277.75)	0%
Total Current Assets	671,061,590.90	576,843,274.84	94,218,316.06	16%
NON-CURRENT ASSETS				
PREPAYMENTS	8,652,015.97	5,874,603.88	2,777,412.09	47%
PROPERTY, PLANT AND EQUIPMENT	23,551,307.68	23,868,333.51	(317,025.83)	-1%
OTHER RECEIVABLES	-	-	-	0%
INVESTMENTS	-	-	-	0%
OTHER ASSETS	64,625.00	14,788,388.85	(14,723,763.85)	-100%
Total Non-Current Assets	32,267,948.65	44,531,326.24	(12,263,377.59)	-28%
TOTAL ASSETS	703,329,539.55	621,374,601.08	81,954,938.47	13%
LIABILITIES AND EQUITY				
CURRENT LIABILITIES				
PAYABLE ACCOUNTS	76,860,816.60	122,382,222.37	(45,521,405.77)	-37%
INTER-AGENCY PAYABLES	1,089,043.32	1,368,222.08	(279,178.76)	-20%
INTRA-AGENCY PAYABLES	(116,240.45)	(31,178.18)	(85,062.27)	-273%
OTHER LIABILITY ACCOUNTS	2,909,275.73	2,909,275.73	-	0%
LOANS PAYABLE - CURRENT	-	-	-	0%
Total Current Liabilities	80,742,895.20	126,628,542.00	(45,885,646.80)	-36%
Non-Current Liabilities				
LOANS PAYABLE - LONG TERM	13,001,292.40	20,109,037.22	(7,107,744.82)	-35%
DEFERRED CREDITS	141,168,749.99	119,395,499.99	21,773,250.00	0%
Total Non-Current Liabilities	154,170,042.39	139,504,537.21	14,665,505.18	11%
EQUITY				
CAPITAL STOCK	-	-	-	-
APPRAISAL CAPITAL	-	-	-	-
DONATED CAPITAL	-	-	-	-
RETAINED EARNINGS	431,282,972.45	325,813,013.06	105,469,959.39	32%
NET INCOME	37,133,629.51	29,428,508.81	7,705,120.70	26%
Total Government Equity	468,416,601.96	355,241,521.87	113,175,080.09	32%
TOTAL LIABILITIES AND EQUITY	703,329,539.55	621,374,601.08	81,954,938.47	13%

Prepared and Certified Correct by: _____

JORIEL DAGOSA
 Chief Corporate Accountant

Noted by: _____

VIRGINIA V. OCTA
 DM for Administration

Recommending Approval: _____

CLAUDINE B. OROCIO - ISORENA
 DA Admin & Legal Affairs

Approved: _____

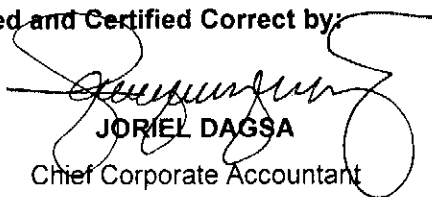
JOEL C. YU
 Chief Regulator




Republic of the Philippines
MWSS - REGULATORY OFFICE
STATEMENT OF INCOME AND EXPENSES
For the Period Ended March 31, 2016

	<u>2016</u>	<u>2015</u>	<u>Inc/(Dec.)</u>	<u>%</u>
REVENUES				
CONCESSION FEES	47,056,250.01	39,798,500.01	7,257,750.00	18%
EXPENSES				
Personnel Services	7,651,547.38	7,836,355.40	(184,808.02)	-2%
Maintenance & Other Operating Expenses	2,085,274.12	2,523,266.04	(437,991.92)	-17%
Non-Cash - Depreciation Expense	410,838.47	168,688.42	242,150.05	144%
Financial Expenses	7,151.07	78,414.64	(4,263.57)	0%
TOTAL EXPENSES	10,221,811.04	10,606,724.50	(384,913.46)	-4%
INCOME/(LOSS) FROM OPERATIONS	36,834,438.97	29,191,775.51	7,642,663.46	26%
ADD/DEDUCT:				
OTHER INCOME	299,190.54	236,733.30	62,457.24	26%
INTEREST INCOME - Bank Deposit	259,421.55	208,284.61	51,136.94	25%
INTEREST INCOME - MVFP	39,768.99	28,448.69	11,320.30	40%
MISCELLANEOUS INCOME	-	-	-	0%
GAIN/LOSS ON FOREX	-	-	-	0%
PRIOR YEARS ADJUSTMENT	-	-	-	
INCOME/(LOSS) BEFORE INCOME TAX	37,133,629.51	29,428,508.81	7,705,120.70	26%

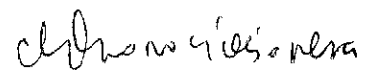
Prepared and Certified Correct by:


JORIEL DAGOSA
Chief Corporate Accountant


Noted by:


VIRGINIA V. OCTA
DM for Administration

Recommending Approval:


CLAUDINE B. OROCIO - ISORENA
DA Admin & Legal Affairs

APPROVED:

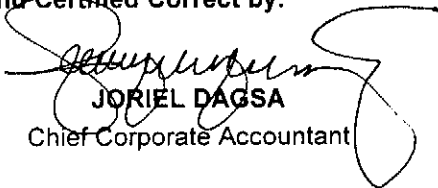

JOEL C. YU
Chief Regulator




Republic of the Philippines
MWSS - REGULATORY OFFICE
STATEMENT OF CHANGES IN GOVERNMENT EQUITY
For the Period Ended March 31, 2016

	<u>2016</u>	<u>2015</u>	<u>Inc/(Dec.)</u>	<u>%</u>
RETAINED EARNINGS - Beg. Balance	422,775,019.23	326,868,936.76	95,906,082.47	29%
Adjustments:				
Dividends Paid -	-	-		
Prior Years/Adj/Allocated cost/Errors	8,507,953.22	(1,055,923.70)	9,563,876.92	-906%
Change in Accounting Policy	-	-		
Correction of Fundamental Error on Depr.	-	-		
ADJUSTED RETAINED EARNINGS	431,282,972.45	325,813,013.06	105,469,959.39	32%
Add: Net Income	37,133,629.51	29,428,508.81	7,705,120.70	26%
Less: Reserved - Appropriation for contingencies	-	-		
RETAINED EARNINGS - Ending Balance	468,416,601.96	355,241,521.87	113,175,080.09	32%

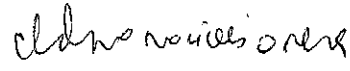
Prepared and Certified Correct by:


JORIEL DAGSA
 Chief Corporate Accountant


Noted by:


VIRGINIA V. OCTA
 DM for Administration

Recommending Approval:


CLAUDINE B. OROCIO - ISORENA
 DA Admin & Legal Affairs

APPROVED:

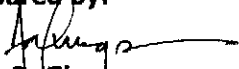

JOEL C. YU
 Chief Regulator



Republic of the Philippines
MWSS - REGULATORY OFFICE
STATEMENT OF CASH FLOWS
As of March 31, 2016

	<u>For the Month</u>	<u>Year-to-Date</u>
CASH FLOWS FROM OPERATING ACTIVITIES		
Collection of Concession Fees	-	188,225,000.00
Other Collections	74,821.90	370,203.32
Payment of Borrowing Cost	-	(163,046.25)
Payment of Personnel Cost	(2,741,902.47)	(7,651,547.38)
Payment of MOOE	(2,109,906.07)	(9,354,461.63)
	-	-
Net Cash Generated from Operating Activities	<u>(4,776,986.64)</u>	<u>171,426,148.06</u>
CASH FLOWS FROM INVESTING ACTIVITIES		
Matured Investments	129,755.44	259,421.55
Investments	-	-
Investments in special reserve fund	-	-
Capital Expenditures	-	(293,890.00)
Net Cash provided by Investing Activities	<u>129,755.44</u>	<u>(34,468.45)</u>
CASH FLOWS FROM FINANCIAL ACTIVITIES		
Loan Proceeds	-	-
Debt Servicing	-	(4,226,432.00)
Payment of Prior year's Dividend to National Government	-	-
Net Cash used in Financial Activities	<u>-</u>	<u>(4,226,432.00)</u>
Effects of exchange rate changes on cash and cash equivalents	-	-
NET INCREASE (DECREASE) IN CASH AND CASH EQUIVALENTS	<u>(4,647,231.20)</u>	<u>167,165,247.61</u>
CASH AND CASH EQUIVALENTS BEGINNING BALANCES	<u>489,222,932.87</u>	<u>317,410,154.06</u>
CASH AND CASH EQUIVALENT ENDING BALANCES	<u>484,575,701.67</u>	<u>484,575,401.67</u>
		<u>484,575,701.67</u>

Prepared by:


Alan D. Chuegan
 Finance Officer B

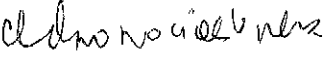
Certified Correct by:


Joriel M. Dagsa
 Chief Corporate Accountant

Noted by:


Virginia V. Octa
 Manager, Administration Dept.

Recommending Approval:


Atty. Claudine B. Orcio - Isorena
 Deputy Administrator, Admin and Legal Affairs

APPROVED:


JOEL C. YU
 Chief Regulator



MWSS - REGULATORY OFFICE

TRIAL BALANCE

March 31, 2016

Account Description	Acct. Code	BALANCES	
		Dr	Cr
ASSETS			
CURRENT ASSETS			
CASH			
CASH-CASH ON HAND			
CASH - Cash Collecting Officer	102	-	
PETTY CASH FUND	104	200,000.00	
CASH IN BANK - LOCAL CURRENCY			
CASH CIB-LC, Current Account	111	92,397,600.98	
CASH CIB-LC, Savings Account	112	-	
CASH CIB-LC, Time Deposits	113	376,484,421.55	
CASH IN BANK - FOREIGN CURRENCY			
CASH CIB-FC, TIME DEPOSITS	117	15,493,679.14	
RECEIVABLES			
DUE FROM OFFICERS AND EMPLOYEES	123	1,338,870.59	
LOANS RECEIVABLE -OTHERS	126	42,855,349.92	
INTEREST RECEIVABLE	129	-	
INTRA-AGENCY RECEIVABLES			
DUE FROM CENTRAL OFFICE/HOME OFF	141	142,008,664.45	
OTHER RECEIVABLES	149	283,004.27	
INVENTORIES			
SUPPLIES			
OFFICE SUPPLIES INVENTORY	155	-	
SPARE PARTS INVENTORY	167	-	
PREPAYMENTS			
PREPAID INSURANCE	178	40,265.28	
ADVANCES TO CONTRACTORS	181	8,757,605.41	
OTHER PREPAID EXPENSES	185	-	145,854.72
OTHER ASSETS			
GUARANTY DEPOSITS	186	64,625.00	
PROPERTY, PLANT AND EQUIPMENT			
BUILDINGS			
OFFICE BUILDINGS	211	2,815,427.54	
Accum. Depr. - Office Bldg	211-311		2,533,884.79
OFF. EQUIPMENT, FURNITURE AND FIXTURES			
OFFICE EQUIPMENT	221	1,170,666.50	
Accum. Depr. - Office Eqpt.	221-321		537,354.73
FURNITURE & FIXTURES	222	4,221,523.80	
Accum. Depr. - Furniture & Fi	222-322		3,370,954.40



MWSS - REGULATORY OFFICE

TRIAL BALANCE

March 31, 2016

Account Description	Acct. Code	BALANCES	
		Dr	Cr
IT EQUIPMENT & SOFTWARE	223	123,454,329.12	
Accum. Depre. - IT Eqpt.	223-323		110,759,527.01
LIBRARY BOOKS	224	494,451.00	
Accum. Depre. - Library Books	224-324		445,005.90
MACHINERIES AND EQUIPMENT			
COMMUNICATION EQUIPMENT	229	170,113.21	
Accum. Depre. - Comm. Eqpt.	229-329		137,791.56
MEDICAL, DENTAL & LAB EQPT.	233	-	
Accum. Depre. - Medical Eqpt.	233-333		-
SPORTS EQUIPMENT	235	371,513.75	
Accum. Depre. - Sports Eqpt.	235-335		235,644.09
TECHNICAL & SCIENTIFIC EQPT.	236	3,294,530.44	
Accum. Depre. - Technical & Sc	236-336		2,768,885.66
OTHER MACHINERIES AND EQUIPMENT	240	1,837,825.39	
Accum Depre.-OME	340		1,298,530.92
TRANSPORTATION EQUIPMENT			
MOTOR VEHICLES	241	12,868,657.00	
Accum. Depre. - Motor Vehicle	241-341		5,060,151.01
LIABILITIES			
CURRENT LIABILITIES			
PAYABLE ACCOUNTS			
ACCOUNTS PAYABLE	401		31,322,890.24
DUE TO OFFICERS & EMPLOYEES	403		45,537,926.36
DIVIDENDS PAYABLE	408		-
INTEREST PAYABLE	409		-
INTER-AGENCY PAYABLES			
DUE TO BIR	412		383,802.74
DUE TO GSIS	413		631,819.67
DUE TO PAG-IBIG	414		58,880.91
DUE TO PHILHEALTH	415		14,540.00
INTRA-AGENCY PAYABLES			
DUE TO C.O.	421		-
DUE TO OPERATING UNITS	423		60,450.00
DUE TO OTHER FUNDS	424		(176,690.45)
OTHER LIABILITY ACCOUNTS			
Due to BAC- Bid Docs	426		-
PERFORMANCE/BIDDERS BOND	427		2,245,191.32



MWSS - REGULATORY OFFICE
TRIAL BALANCE

March 31, 2016

Account Description	Acct. Code	BALANCES	
		Dr	Cr
OTHER PAYABLES	439		664,084.41
LONG - TERM LIABILITIES			
LOANS PAYABLE - FOREIGN	445		13,001,292.40
DEFERRED CREDITS			
OTHER DEFERRED CREDITS	455		141,168,749.99
GOVERNMENT EQUITY			
RETAINED EARNINGS	510		431,282,972.45
GENERAL INCOME ACCOUNTS			
INCOME FROM WATERWORKS	639		47,056,250.01
INTEREST INCOME	664		299,190.54
MISC. INCOME	678		-
GAIN/LOSS ON FOREX	681	-	-
GAIN/LOSS ACCOUNTS			
PRIOR YEARS ADJUSTMENT	684	-	
EXPENSES			
PERSONNEL SERVICES			
SALARIES & WAGES - REGULAR	701	5,653,401.73	
SALARIES & WAGES - CONTRACTUAL	706	-	
PERA	711	325,899.89	
ADDITIONAL COMPENSATION	712	-	
REPRESENTATION ALLOWANCE	713	320,760.00	
TRANSPORTATION ALLOWANCE	714	318,165.06	
CLOTHING/UNIFORM ALLOWANCE	715	265,000.00	
SUBSISTENCE, COLA, AMELIORATION	716	-	
Productivity Incentive Allowance	717	-	
OTHER BONUSES & ALLOWANCES	719	-	
HONORARIA	720	-	
HAZARD PAY	721	-	
LONGEVITY PAY	722	-	
CASH GIFT	724	-	
YEAR END BONUS (13TH MO.)	725	-	
LIFE & RETIREMENT INS. CONTRIB	731	678,408.20	
PAG-IBIG CONTRIBUTIONS	732	16,400.00	
PHILHEALTH CONTRIBUTIONS	733	57,112.50	
ECC CONTRIBUTIONS	734	16,400.00	
TERMINAL LEAVE BENEFITS	742	-	
LOYALTY AWARD BENEFITS	743	-	



MWSS - REGULATORY OFFICE TRIAL BALANCE

March 31, 2016

Account Description	Acct. Code	BALANCES	
		Dr	Cr
PROVIDENT FUND BENEFITS	744	-	
OTHER PERSONNEL BENEFITS	749	-	
MAINT. & OTHER OPERATING EXPENSES			
TRAVELLING EXP	751	2,000.00	
TRAINING EXPENSES	753	278,608.00	
SCHOLARSHIP EXPENSES	754	-	
OFFICE SUPPLIES	755	159,708.94	
MAINTENANCE, SAMPLING & OTHER CO	759	46,161.25	
GASOLINE, OIL AND LUBRICANTS	761	58,589.94	
OTHER SUPPLIES EXPENSE	765	35,428.25	
WATER EXPENSES	766	-	
ELECTRICITY EXPENSE	767	-	
POSTAGE AND DELIVERIES	771	9,904.00	
TELEPHONE EXPENSES - LANDLINE	772	60,238.75	
TELEPHONE EXPENSES - MOBILE	773	88,715.68	
INTERNET EXPENSE	774	26,880.00	
MEMEBRSHIP DUES/CONTRI TO ORG	778	-	
ADVERTISING EXPENSES	780	-	
PRINTING AND BINDING EXPENSES	781	-	
RENT EXPENSE	782	24,007.11	-
REPRESENTATION EXPENSES	783	109,910.65	
TRANSPORTATION EXPENSES	784	-	
SUBSCRIPTION EXPENSES	786	16,398.00	
SURVEY EXPENSES - PAWS UPNEC	787	-	
LEGAL SERVICES-Appeals	791	-	
AUDITING SERVICES	792	2,329.08	
CONSULTANCY	793	-	
ENVIRONMENT/SANITARY SERVICES	794	-	
JANITORIAL SERVICES	796	-	
SECURITY SERVICES	797	89,759.13	
OTHER PROFESSIONAL SERVICES	799	907,404.25	
R&M - OFFICE BUILDINGS	811	400.00	
R&M - OFFICE BUILDINGS	815		
R&M - OFFICE EQUIPMENT	821	-	
R&M - FURNITURE & FIXTURES	822	-	
R&M - IT EQPT & SOFTWARE	823	-	
R&M - COMMUNICATION EQPT.	829	15,975.00	
R&M - SPORTS EQUIPMENT	835	-	

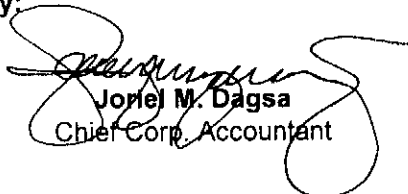


MWSS - REGULATORY OFFICE
TRIAL BALANCE

March 31, 2016

Account Description	Acct. Code	BALANCES	
		Dr	Cr
R&M - OTHER MACHINERIES & EQPT	840	-	
R&M - MOTOR VEHICLES	841	8,087.25	
SUBSIDY TO OTHER FUNDS	877		
DONATIONS	878	-	
EXTRAORDINARY & MISCELLANEOUS EXP	883	79,635.12	
MISCELLANEOUS EXPENSES	884	3,360.00	
TAXES, DUTIES AND LICENSES	891	2,649.06	
FIDELITY BOND PREMIUMS	892	1,500.00	
Insurance Expenses	893	15,435.66	
Depreciation - Office Buildings	911	-	
Depreciation - Office Equipment	921	20,693.61	
Depreciation - Furniture and Fixtures	922	29,562.63	
Depreciation - IT Equipment	923	34,031.49	
Depreciation - Library Books	924	-	
Depreciation - Communication Equipment	929	3,827.52	
Depreciation - Med, Dental and Lab Eqpt.	933	-	
Depreciation - Sports Equipment	935	7,149.06	
Depreciation - Technical and Scientific Equipment	936	6,566.63	
Depreciation - Other Machineries and Equipment	940	20,407.05	
Depreciation - Motor Vehicles	941	288,600.48	-
OTHER MOOE	969	42,189.00	
INTEREST EXPENSE - DEBT SERVICE	975	74,151.07	
Totals		840,844,935.38	840,844,935.38

Prepared by:


Joriel M. Dagsa
 Chief Corp. Accountant



Republic of the Philippines
MWSS - REGULATORY OFFICE
GENERAL LEDGER TRIAL BALANCE

March 31, 2016

<u>Account Description</u>	<u>Acct Code</u>	<u>Dr</u>	<u>Cr.</u>
CASH - Petty Cash Fund	104	200,000.00	-
CASH CIB-LC, C/A- LBP Regular	111-LBP	82,784,563.43	-
CASH CIB-LC, C/A-LBP MVFP/MPLP	111-LBP2	1,998,644.49	-
CASH CIB-LC, C/A- PNB Regular	111-PNB1	6,139,180.99	-
CASH CIB-LC, C/A- PNB MVFP	111-PNB2	1,475,212.07	-
CASH CIB-LC, TD - LBP Special	113-LBPS	376,484,421.55	-
CASH CIB-FC, SA - LBP Dollars	117-LBP\$	1,343,879.14	-
CASH CIB-FC, TD - LBP Dollars	117-LBP\$TD	14,149,800.00	-
DUE FROM OE - Cash Advance	123-CA	62,681.25	-
DUE FROM OE - Health Insurance	123-HMO	1,009,704.50	-
DUE FROM OE - MVFP Insurance	123-INS	75,614.55	-
DUE FROM OE - Others	123-Others	52,261.68	-
DUE FROM OE - Phone Calls	123-PHONE	138,608.61	-
LOANS RECEIVABLE - MVFP/HOUSNG	126	42,855,349.92	-
DUE FROM C.O./HOME OFFICE	141-1	142,008,664.45	-
OTHER RECEIVABLES	149	283,004.27	-
PREPAID INSURANCE	178	40,265.28	-
ADVANCES - GIS	181 - GIS	1,360,110.00	-
ADVANCES - PAWS II Y3	181- UPNEC P2Y3	36,323.10	-
181-UPNEC PAWS P2 Y5	181- UPNEC P2Y5	5,931,136.15	-
ADVANCES- TEST CONSULTANTS	181-TEST	1,430,036.16	-
OTHER PREPAID - WF Gov't	135	-	145,854.72
GUARANTY DEP - Cellphone	186-CP	17,125.00	-
GUARANTY DEP - GAS	186-GAS	40,000.00	-
GUARANTY DEP - COPIERS	186-XEROX	7,500.00	-
OFFICE BUILDINGS	211	2,815,427.54	-
Accum. Depre. - Office Bldg	211-311	-	2,533,884.79
OFFICE EQUIPMENT	221	1,170,666.50	-
Accum. Depre. - Office Eqpt.	221-321	-	537,354.73
FURNITURE & FIXTURES	222	4,221,523.80	-
Accum. Depre. - Furniture & Fi	222-322	-	3,370,954.40
IT EQUIPMENT & SOFTWARE	223	123,454,329.12	-
Accum. Depre. - IT Eqpt.	223-323	-	110,759,527.01
LIBRARY BOOKS	224	494,451.00	-
Accum. Depre. - Library Books	224-324	-	445,005.90
COMMUNICATION EQUIPMENT	229	170,113.21	-
Accum. Depre. - Comm. Eqpt.	229-329	-	137,791.56
SPORTS EQUIPMENT	235	371,513.75	-
Accum. Depre. - Sports Eqpt.	235-335	-	235,644.09
TECHNICAL & SCIENTIFIC EQPT.	236	3,294,530.44	-
Accum. Depre. - Technical & Sc	236-336	-	2,768,885.66
OM & E - Elect & Cooling	240-1	536,217.32	-



Republic of the Philippines
MWSS - REGULATORY OFFICE
GENERAL LEDGER TRIAL BALANCE

March 31, 2016

<u>Account Description</u>	<u>Acct Code</u>	<u>Dr</u>	<u>Cr.</u>
Accum Depre.-OME- Elec & Cooli	240-1-340	-	475,575.59
O M & E - Tools	240-2	44,800.00	-
Accum Depre.-OME- Tools	240-2-340	-	40,320.00
O M & E - Appliances	240-3	144,289.00	-
Accum Depre.-OME- Appliances	240-3-340	-	103,830.55
O M & E - Audio Visual	240-4	1,112,519.07	-
Accum Depre.-OME- Audio Visual	240-4-340	-	678,804.78
MOTOR VEHICLES	241	12,868,657.00	-
Accum. Depre. - Motor Vehicle	241-341	-	5,060,151.01
A/P-Vouchers Payable	401-1	-	438,846.94
A/P-Accrued Expenses - MOOE	401-2	-	30,884,043.30
DUE TO OE - Payroll	403-1	3,281,295.00	-
DUE TO OE - Claims	403-2	-	48,776,989.01
DUE TO OE - Others	403-3	-	42,232.35
DUE TO BIR - ITW Employees	412-1	-	353,978.38
DUE TO BIR - VAT Professionals	412-3	12,860.43	-
DUE TO BIR - EWT Supplrs/Servi	412-4	-	49,694.33
DUE to BIR - Final Vat Withhld	412-5	7,009.54	-
DUE TO GSIS - Gov't. Share	413-1	-	232,901.00
DUE TO GSIS - Employee Share	413-2	-	177,779.94
DUE TO GSIS - Sate Insurance	413-3	-	5,288.30
DUE TO GSIS - Plans	413-4	-	4,224.38
DUE TO GSIS - Loans	413-5	-	211,626.05
DUE TO PAG-IBIG - Gov't. Share	414-1	-	5,800.00
DUE TO PAG-IBIG - Employee Sha	414-2	-	9,200.00
DUE TO PAG-IBIG - Empl Loans	414-3	-	43,880.91
DUE TO PHILHEALTH - Gov't. Sha	415-1	5,647.50	-
DUE TO PHILHEALTH - Empl. Shar	415-2	-	20,187.50
DUE TO OPTNG U - RO Tubig Due	423	-	60,450.00
DUE TO OF - WF Gov't Share	424-1	-	1,224.29
DUE TO OF - WF Empl. Share	424-2	85,685.86	-
DUE TO OF - WF Empl. Loans	424-3	549,587.66	-
DUE TO OF - WF Empl. Ins.	424-3 INS	34,810.43	-
DUE TO OF - WASSLAI Contributn	424-4	-	161,786.56
DUE TO OF - WASSLAI Loans	424-5	-	311,982.65
DUE TO OF - Coop Capital	424-6	-	13,900.00
DUE TO OF - COOP SUBSCRIPTION	424-7	-	4,500.00
PERFORMANCE/BIDDERS BOND	427	-	2,245,191.32
OTHER PAYABLES	439	-	664,084.41
LOANS PAYABLE - FOREIGN	445	-	13,001,292.40
DEFERRED CREDITS	455	-	141,168,749.99
RETAINED EARNINGS	510	-	431,282,972.45



Republic of the Philippines
MWSS - REGULATORY OFFICE
GENERAL LEDGER TRIAL BALANCE

March 31, 2016

<u>Account Description</u>	<u>Acct Code</u>	<u>Dr</u>	<u>Cr.</u>
INCOME FROM WATERWORKS	639	-	47,056,250.01
INTEREST INCOME - Bank Deposit	664-1	-	259,421.55
INTEREST INCOME - MVFP	664-2	-	39,768.99
SALARIES & WAGES - REGULAR	701	5,653,401.73	-
PERA	711	325,899.89	-
REPRESENTATION ALLOWANCE	713	320,760.00	-
TRANSPORTATION ALLOWANCE	714	318,165.06	-
CLOTHING/UNIFORM ALLOWANCE	715	265,000.00	-
LIFE & RETIREMENT INS. CONTRIB	731	678,408.20	-
PAG-IBIG CONTRIBUTIONS	732	16,400.00	-
PHILHEALTH CONTRIBUTIONS	733	57,112.50	-
ECC CONTRIBUTIONS	734	16,400.00	-
TRAVELLING EXP-LOCAL-Inland	751-3	2,000.00	-
TRAINING EXPENSES	753	278,608.00	-
OFFICE SUPPLIES - Off Supplies	755-1	78,468.94	-
OFFICE SUPPLIES - Computer Sup	755-2	81,240.00	-
MAINTENANCE, SAMPLING & OTHER CON	759	46,161.25	-
GASOLINE, OIL AND LUBRICANTS	761	58,589.94	-
OTHER SUPPLIES EXPENSE	765	35,428.25	-
POSTAGE AND DELIVERIES	771	9,904.00	-
TELEPHONE EXPENSES - LANDLINE	772	60,238.75	-
TELEPHONE EXPENSES - MOBILE	773	88,715.68	-
INTERNET EXPENSE	774	26,880.00	-
RENT EXPENSE - COPIERS	782-1	24,007.11	-
REPRESENTATION EXPENSES	783	109,910.65	-
SUBSCRIPTION EXPENSES	786	16,398.00	-
AUDITING SERVICES	792	2,329.08	-
SECURITY SERVICES	797	89,759.13	-
OTHER PROF SRVCS - WQ Test	799-1	761,160.00	-
OTHER PROF SRVCS - Others	799-3	146,244.25	-
R&M - OFFICE BUILDINGS	811	400.00	-
R&M - COMMUNICATION EQPT.	829	15,975.00	-
R&M - MOTOR VEHICLES	841	8,087.25	-
EXTRAORDINARY AND MISCELLANEOUS	833	79,635.12	-
MISCELLANEOUS EXPENSES	884	3,360.00	-
TAXES, DUTIES & LIC.-Veh Regis	891-1	2,649.06	-
FIDELITY BOND PREMIUMS	892	1,500.00	-
INSURANCE EXP.- Vehicle Insura	893-1	15,435.66	-
DEPRECIATION - OFFICE EQPT.	921	20,693.61	-
DEPRECIATION - FURN & FIXTURES	922	29,562.63	-
DEPRECIATION - IT Equipment	923	34,031.49	-
DEPRECIATION - Communication E	929	3,827.52	-
DEPRECIATION - Sports Eqpt.	935	7,149.06	-



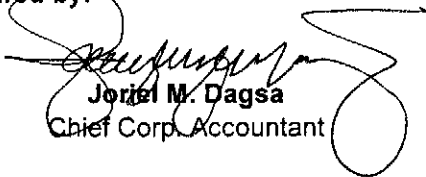
Republic of the Philippines
MWSS - REGULATORY OFFICE
GENERAL LEDGER TRIAL BALANCE

March 31, 2016

<u>Account Description</u>	<u>Acct Code</u>	<u>Dr</u>	<u>Cr.</u>
DEPRECIATION - Technical & Sci	936	6,566.63	-
Depre. - OM&E - Elec & Cooling	940-1	585.00	-
Depre. - OM&E - Appliances	940-3	2,216.10	-
Depre. - OM&E - Audio Visual	940-4	17,605.95	-
DEPRECIATION - Motor Vehicle	941	288,600.48	-
OTHER MOOE - GAD & CULTURAL	969-2	42,189.00	-
INTEREST EXPENSE - DEBT SERVIC	975	74,151.07	-
TOTAL		844,821,831.80	844,821,831.80

0.00

Prepared by:


Joriel M. Dagsa
Chief Corp. Accountant