



METROPOLITAN WATERWORKS & SEWERAGE SYSTEM

REGULATORY OFFICE




17 October 2024

MARIA CHRISTINA P. ANTONIS

OIC - Supervising Auditor

Commission on Audit

Metropolitan Waterworks and Sewerage System



Attention: **BIN MUDJAHEED S. MANDA**
OIC - Audit Team Leader

Subject: Submission of Calendar Year (CY) 2024 Third Quarter Financial Statements (FS)

Dear **Auditor Antonis**:

The MWSS Regulatory Office respectfully submits the following documents, to wit:

- July 2024 FS including attachments;
- August 2024 FS including attachments;
- September 2024 FS including attachments;
- Soft Copy (CD) CY 2024 Third Quarter FS; and
- Bank Reconciliations for the period July to September 2024

Thank you very much.

Respectfully yours,

RAMON A. JAVIER

Manager, Administration Dept.






Republic of the Philippines
MWSS - REGULATORY OFFICE
BALANCE SHEET
July 31, 2024




Particulars	Note	2024	2023	Inc/(Dec.)	%
ASSETS					
CURRENT ASSETS					
CASH AND CASH EQUIVALENT		260,596,204.00	337,507,637.91	(76,911,433.91)	-23%
RECEIVABLES		195,353,267.13	449,869,223.86	(254,515,956.73)	-57%
INVENTORIES		-	-	-	0%
Total Current Assets		455,949,471.13	787,376,861.77	(331,427,390.64)	-42%
NON-CURRENT ASSETS					
PREPAYMENTS		494,975.98	765,701.03	(270,725.05)	-35%
PROPERTY, PLANT AND EQUIPMENT		242,826,897.41	160,186,849.65	82,640,047.76	52%
OTHER RECEIVABLES		-	-	-	0%
INVESTMENTS		-	-	-	0%
OTHER ASSETS		3,450,079.88	3,740,612.14	(290,532.26)	-8%
Total Non-Current Assets		246,771,953.27	164,693,162.82	82,078,790.45	50%
TOTAL ASSETS		702,721,424.40	952,070,024.59	(249,348,600.19)	-26%
LIABILITIES AND EQUITY					
CURRENT LIABILITIES					
PAYABLE ACCOUNTS		19,887,212.36	32,636,466.12	(12,749,253.76)	-39%
INTER-AGENCY PAYABLES		2,749,223.83	2,344,968.80	404,255.03	17%
INTRA-AGENCY PAYABLES		162,924.00	193,342.75	(30,418.75)	-16%
OTHER LIABILITY ACCOUNTS		19,245,528.08	1,261,566.42	17,983,961.66	1426%
LOANS PAYABLE - CURRENT		-	-	-	0%
Total Current Liabilities		42,044,888.27	36,436,344.09	5,608,544.18	15%
Non-Current Liabilities					
LOANS PAYABLE - LONG TERM		-	-	-	0%
DEFERRED CREDITS		-	17,983,961.66	(17,983,961.66)	-100%
Total Non-Current Liabilities		-	17,983,961.66	(17,983,961.66)	-100%
EQUITY					
CAPITAL STOCK		-	-	-	0%
APPRAISAL CAPITAL		-	-	-	0%
DONATED CAPITAL		-	-	-	0%
RETAINED EARNINGS		625,233,198.15	978,274,278.53	(353,041,080.38)	-36%
NET INCOME		35,443,337.98	(80,624,559.69)	116,067,897.67	-144%
Total Government Equity		660,676,536.13	897,649,718.84	(236,973,182.71)	-26%
TOTAL LIABILITIES AND EQUITY		702,721,424.40	952,070,024.59	(249,348,600.19)	-26%

Prepared and Certified Correct by:



SIR GIL P. MARAVILLA
Chief Corporate Accountant

Recommending Approval:


CLAUDINE B. OROCIO - ISORENA
DA Admin & Legal Affairs



Noted by:


RAMON A. JAVIER
DM for Administration

Approved:


PATRICK LESTER N. TY
Chief Regulator




Republic of the Philippines
MWSS - REGULATORY OFFICE
STATEMENT OF INCOME AND EXPENSES
For the month ended 31 July 2024




	<u>Note</u>	<u>2024</u>	<u>2023</u>	<u>Inc/(Dec.)</u>	<u>%</u>
REVENUES					
CONCESSION FEES		-	-	-	0%
EXPENSES					
Personnel Services		41,786,071.86	43,849,038.06	(2,062,966.20)	-5%
Maintenance & Other Operating Expenses		20,460,920.62	32,995,419.05	(12,534,498.43)	-38%
Non-Cash - Depreciation Expense		5,224,526.75	4,704,975.99	519,550.76	11%
Financial Expenses		-	-	-	0%
TOTAL EXPENSES		67,471,519.23	81,549,433.10	(14,077,913.87)	-17%
INCOME/(LOSS) FROM OPERATIONS		(67,471,519.23)	(81,549,433.10)	14,077,913.87	-17%
ADD/DEDUCT:					
OTHER INCOME		102,914,857.21	924,873.41	101,989,983.80	11027%
INTEREST INCOME - Bank Deposit		328,315.03	871,318.63	(543,003.60)	-62%
INTEREST INCOME - MVFP		5,542.18	42,887.70	(37,345.52)	-87%
MISCELLANEOUS INCOME		20,000.00	10,667.08	9,332.92	87%
GAIN/LOSS ON FOREX		-	-	-	0%
SUBSIDY FROM NATIONAL GOVERNMENT		102,561,000.00	-	102,561,000.00	0%
NET INCOME/(LOSS)		35,443,337.98	(80,624,559.69)	116,067,897.67	-144%

Prepared and Certified Correct by:


SIR GIL P. MARAVILLA
Chief Corporate Accountant

Noted by:


RAMON A. JAVIER
DM for Administration

Recommending Approval:


CLAUDINE B. OROCIO - ISORENA
DA Admin & Legal Affairs

APPROVED:


PATRICK LESTER N. TY
Chief Regulator






Republic of the Philippines
MWSS - REGULATORY OFFICE
STATEMENT OF CHANGES IN GOVERNMENT EQUITY
For the month ended 31 July 2024




	<u>2024</u>	<u>2023</u>	<u>Inc/(Dec.)</u>	<u>%</u>
RETAINED EARNINGS - Beg. Balance	623,201,803.31	977,238,569.28	(354,036,765.97)	-36%
Adjustments:				
Dividends Paid -	-	-		0%
Prior Years/ Adj/ Allocated cost/Errors	2,031,394.84	1,035,709.25	995,685.59	96%
Change in Accounting Policy	-	-		0%
Correction of Fundamental Error on Depr.	-	-		0%
ADJUSTED RETAINED EARNINGS	625,233,198.15	978,274,278.53	(353,041,080.38)	-36%
Add: Net Income	35,443,337.98	(80,624,559.69)	116,067,897.67	-144%
Less: Reserved - Appropriation for contingencies	-	-		0%
RETAINED EARNINGS - Ending Balance	660,676,536.13	897,649,718.84	(236,973,182.71)	-26%

Prepared and Certified Correct by:


SIR GIL P. MARAVILLA
Chief Corporate Accountant

Noted by:



RAMON A. JAVIER
DM for Administration

Recommending Approval:


CLAUDINE B. OROCIO - ISORENA
DA Admin & Legal Affairs

APPROVED:


PATRICK LESTER N. TY
Chief Regulator





Republic of the Philippines
MWSS - REGULATORY OFFICE
STATEMENT OF CASH FLOWS
As of July 31, 2024



CASH FLOWS FROM OPERATING ACTIVITIES

	<u>For the Month</u>	<u>Year-to-Date</u>
Receipt of Government Subsidy	12,421,000.00	102,571,000.00
Other Collections	231,359.40	514,109.00
Payment of Borrowing Cost	-	-
Payment of Personnel Cost	(5,547,304.45)	(41,786,071.86)
Payment of MOOE	(3,024,728.17)	(42,699,063.79)
Payment of Prior years Salary Adjustments	-	(4,305,872.83)

Net Cash Generated from Operating Activities	<u>4,080,326.78</u>	<u>14,294,100.52</u>
--	---------------------	----------------------

CASH FLOWS FROM INVESTING ACTIVITIES

Matured Investments	11,247.09	983,558.68
Investments	-	-
Release of Retention Money MRRM	-	-
Capital Expenditures	-	-

Net Cash provided by Investing Activities	<u>11,247.09</u>	<u>983,558.68</u>
---	------------------	-------------------

CASH FLOWS FROM FINANCIAL ACTIVITIES

Loan Proceeds	-	-
Debt Servicing	-	-
Payment of Prior year's Dividend to National Government	-	-

Net Cash used in Financial Activities	<u>-</u>	<u>-</u>
---------------------------------------	----------	----------

Effects of exchange rate changes on cash and cash equivalents	<u>-</u>	<u>-</u>
---	----------	----------

NET INCREASE (DECREASE) IN CASH AND CASH EQUIVALENTS	4,091,573.87	15,277,659.20
---	---------------------	----------------------

CASH AND CASH EQUIVALENTS BEGINNING BALANCES	256,504,630.13	245,318,544.80
---	-----------------------	-----------------------

CASH AND CASH EQUIVALENT ENDING BALANCES	260,596,204.00	260,596,204.00
	<u>260,596,204.00</u>	<u>260,596,204.00</u>

Prepared by:

ALAN D. CHUEGAN
Finance Officer B

Certified Correct by:

SIR GIL P. MARAVILLA
Chief Corporate Accountant

Noted by:

RAMON A. JAVIER
Manager, Administration Dept.

Recommending Approval:

CLAUDINE B. OROCIO-ISORENA
DA for Administration and Legal Affairs

APPROVED:

PATRICK LESTER N. TY
Chief Regulator






MWSS - REGULATORY OFFICE
TRIAL BALANCE
July 31, 2024



Account Description		BALANCES	
ASSETS			
CURRENT ASSETS			
CASH			
PETTY CASH FUND	1-01-01-020-00	126,000.00	
CASH CIB-LC, Current Account	1-01-02-020-00	77,330,466.70	
CASH CIB-LC, Time Deposits	1-01-05-020-00	182,876,353.84	
CASH CIB-FC, TIME DEPOSITS	1-01-05-030-00	263,383.46	
RECEIVABLES			
DUE FROM OFFICERS AND EMPLOYEES	1-03-05-020-00	1,726,418.90	
LOANS RECEIVABLE -OTHERS	1-03-01-990-00	31,923,326.40	
INTRA-AGENCY RECEIVABLES			
RECEIVABLE - DISALLOWANCES	1-03-05-010-00	161,420,517.56	
OTHER RECEIVABLES	1-03-05-990-00	283,004.27	
PREPAYMENTS			
PREPAID INSURANCE	1-99-02-050-00	640,830.70	
OTHER PREPAID EXPENSES	1-99-02-990-00	-	145,854.72
OTHER ASSETS			
GUARANTY DEPOSITS	1-99-03-020-00	1,098,642.24	
OTHER ASSETS - UNSERVICEABLE	1-99-99-990-07	2,351,437.64	
PROPERTY, PLANT AND EQUIPMENT			
LAND	1-06-01-010-00	87,500,000.00	
OFFICE BUILDINGS	1-06-04-010-00	103,627,578.03	
Accum. Depre. - Office Bldg	1-06-04-011-00		4,352,358.36
OFFICE EQUIPMENT	1-06-05-020-00	13,465,985.18	
Accum. Depre. - Office Eqpt.	1-06-05-021-00		5,424,549.90
FURNITURE & FIXTURES	1-06-07-010-00	8,935,824.99	
Accum. Depre. - Furniture & Fi	1-06-07-011-00		1,926,181.69
IT EQUIPMENT & SOFTWARE	1-06-05-030-00	129,588,474.00	
Accum. Depre. - IT Eqpt.	1-06-05-031-00		111,710,590.17
LIBRARY BOOKS	1-06-07-020-00	194,763.97	
Accum. Depre. - Library Books	1-06-07-021-00		175,287.57
COMMUNICATION EQUIPMENT	1-06-05-070-00	226,000.00	
Accum. Depre. - Comm. Eqpt.	1-06-05-071-00		203,399.99
SPORTS EQUIPMENT	1-06-05-130-00	685,448.00	
Accum. Depre. - Sports Eqpt.	1-06-05-131-00		264,875.90
TECHNICAL & SCIENTIFIC EQPT.	1-06-05-140-00	23,043,058.44	
Accum. Depre. - Technical & Sc	1-06-05-141-00		4,720,953.08
OTHER MACHINERIES AND EQUIPMENT	1-06-05-990-00	50,390.01	
Accum Depre.-OME	1-06-05-991-32		44,973.08
MOTOR VEHICLES	1-06-06-010-00	17,858,011.17	
Accum. Depre. - Motor Vehicle	1-06-06-011-00		13,525,466.64





MWSS - REGULATORY OFFICE
TRIAL BALANCE
July 31, 2024



Account Description		BALANCES	
LIABILITIES			
CURRENT LIABILITIES			
PAYABLE ACCOUNTS			
ACCOUNTS PAYABLE	2-01-01-010-00		1,991,349.15
DUE TO OFFICERS & EMPLOYEES	2-01-01-020-00		17,895,863.21
INTER-AGENCY PAYABLES			
DUE TO BIR	2-02-01-010-00		946,398.60
DUE TO GSIS	2-02-01-020-00		1,513,401.40
DUE TO PAG-IBIG	2-02-01-030-00		63,152.10
DUE TO PHILHEALTH	2-02-01-040-00		226,271.73
INTRA-AGENCY PAYABLES			
DUE TO OPERATING UNITS	2-03-01-040-00		9,200.00
DUE TO OTHER FUNDS	2-03-01-050-00		153,724.00
OTHER LIABILITY ACCOUNTS			
PERFORMANCE/BIDDERS BOND	2-04-01-010-00		597,482.01
OTHER PAYABLES	2-99-99-990-00		18,648,046.07
GOVERNMENT EQUITY			
RETAINED EARNINGS	3-07-01-010-00		625,233,198.15
REVENUES			
INTEREST INCOME	4-02-02-210-00		333,857.21
SUBSIDY FROM NATIONAL GOVERNMENT	4-03-01-01-0-00		102,561,000.00
MISC. INCOME	4-06-03-990-00	-	20,000.00
EXPENSES			
PERSONNEL SERVICES			
SALARIES & WAGES - REGULAR	5-01-01-010-00	29,963,962.23	
PERA	5-01-02-010-00	895,496.77	
REPRESENTATION ALLOWANCE	5-01-02-020-00	807,000.00	
TRANSPORTATION ALLOWANCE	5-01-02-030-00	446,320.00	
CLOTHING/UNIFORM ALLOWANCE	5-01-02-040-00	441,000.00	
OTHER BONUSES & ALLOWANCES	5-01-02-990-00	4,233,776.00	
HONORARIA	5-01-02-100-00	197,000.00	
LONGEVITY PAY	5-01-02-120-00	5,000.00	
OVERTIME AND NIGHT PAY	5-01-02-130-00	360,340.70	
LIFE & RETIREMENT INS. CONTRIB	5-01-03-010-00	3,429,984.97	
PAG-IBIG CONTRIBUTIONS	5-01-03-020-00	82,700.00	
PHILHEALTH CONTRIBUTIONS	5-01-03-030-00	649,631.71	
ECC CONTRIBUTIONS	5-01-03-040-00	44,700.00	
TERMINAL LEAVE BENEFITS	5-01-04-030-00	209,159.48	
LOYALTY AWARD BENEFITS	5-01-02-120-01	20,000.00	
MAINT. & OTHER OPERATING EXPENSES			
TRAVELLING EXP - Local	5-02-01-010-01	597,920.68	




MWSS - REGULATORY OFFICE
TRIAL BALANCE
July 31, 2024



Account Description		BALANCES		
	TRAINING EXPENSES	5-02-02-010-00	609,409.68	
	SCHOLARSHIP EXPENSES	5-02-02-020-00	518,717.29	
	OFFICE SUPPLIES	5-02-03-010-00	444,869.41	
	MAINTENANCE, SAMPLING & OTHER CONSUMABLES	5-02-03-070-00	94,754.25	
	GASOLINE, OIL AND LUBRICANTS	5-02-03-090-00	705,612.73	
	OTHER SUPPLIES EXPENSE	5-02-03-990-00	310,710.56	
	WATER EXPENSES	5-02-04-010-00	161,045.66	
	ELECTRICITY EXPENSE	5-02-04-020-00	1,220,794.31	
	POSTAGE AND DELIVERIES	5-02-05-010-00	28,775.00	
	TELEPHONE EXPENSES - MOBILE	5-02-05-020-02	191,096.16	
	INTERNET EXPENSE	5-02-05-030-00	180,000.00	
	ADVERTISING EXPENSES	5-02-99-010-00	244,834.00	
	PRINTING AND BINDING EXPENSES	5-02-99-020-00	96,770.00	
	REPRESENTATION EXPENSES	5-02-99-030-00	68,047.75	
	SUBSCRIPTION EXPENSES	5-02-99-070-00	586,300.00	
	AUDITING SERVICES	5-02-11-020-00	145,019.81	
	CONSULTANCY	5-02-11-030-00	5,911,360.00	
	JANITORIAL SERVICES	5-02-12-020-00	450,673.78	
	OTHER PROFESSIONAL SERVICES	5-02-11-990-00	5,814,487.11	
	R&M - OFFICE BUILDINGS	5-02-13-040-01	75,985.75	
	R&M - MOTOR VEHICLES	5-02-13-060-01	375,876.77	
	EXTRAORDINARY & MISCELLANEOUS EXPENSES	5-02-10-030-00	246,108.63	
	MISCELLANEOUS EXPENSES	5-02-99-990-04	8,511.97	
	TAXES, DUTIES AND LICENSES	5-02-15-010-00	5,582.00	
	FIDELITY BOND PREMIUMS	5-02-15-020-00	3,000.00	
	Insurance Expenses	5-02-15-030-00	633,708.37	
	Depreciation - Office Buildings	5-05-01-040-01	1,088,089.59	
	Depreciation - Office Equipment	5-05-01-050-01	1,250,661.93	
	Depreciation - Furniture and Fixtures	5-05-01-070-01	469,130.83	
	Depreciation - IT Equipment	5-05-01-050-02	1,029,590.44	
	Depreciation - Sports Equipment	5-05-01-050-07	64,832.18	
	Depreciation - Technical and Scientific Equipment	5-05-01-050-08	702,251.38	
	Depreciation - Other Machineries and Equipment	5-05-01-050-09	2,645.44	
	Depreciation - Motor Vehicles	5-05-01-060-01	617,324.96	-
	OTHER MOOE	5-02-99-990-00	717,621.04	
	Totals		912,687,434.73	912,687,434.73

Prepared by:


SIR GIL P. MARAVILLA
Chief Corp. Accountant




Republic of the Philippines
MWSS - REGULATORY OFFICE
GENERAL LEDGER TRIAL BALANCE



July 31, 2024

Account Description	Acct Code	Dr	Cr
CASH - Petty Cash Fund	1-01-01-020-00	126,000.00	-
CASH CIB-LC, C/A- LBP Regular	1-01-02-020-02	10,257,581.83	-
CASH CIB-LC, C/A-LBP MVFP/MPLP	1-01-02-020-03	14,153,075.48	-
CASH CIB-LC, C/A- PNB Regular	1-01-02-020-04	1,242,351.30	-
CASH CIB-LC, C/A- PNB MVFP	1-01-02-020-05	28,622.45	-
CASH CIB-LC, C/A- LBP Regular -GAA	1-01-02-020-06	51,648,835.64	-
CASH CIB-LC, TD - LBP Special	1-01-05-020-02	182,876,353.84	-
CASH CIB-FC, SA - LBP Dollars	1-01-05-030-01	263,383.46	-
DUE FROM OE - Cash Advance	1-99-01-030-00	447,271.24	-
DUE FROM OE - Health Insurance	1-03-05-020-01	942,839.94	-
DUE FROM OE - MVFP Insurance	1-03-05-020-02	75,614.55	-
DUE FROM OE - Others	1-03-05-020-03	52,261.68	-
DUE FROM OE - Phone Calls	1-03-05-020-04	208,431.49	-
LOANS RECEIVABLE - MVFP/HOUSNG	1-03-01-990-00	31,923,326.40	-
RECEIVABLE - Disallowances	1-03-05-010-00	161,420,517.56	-
OTHER RECEIVABLES	1-03-05-990-00	283,004.27	-
PREPAID INSURANCE	1-99-02-050-00	640,830.70	-
OTHER PREPAID - WF Gov't	1-99-02-990-00	-	145,854.72
GUARANTY DEP - Airfare	1-99-03-020-01	200,000.00	-
GUARANTY DEP - Cellphone	1-99-03-020-03	17,125.00	-
GUARANTY DEP - DBM	1-99-03-020-06	374,657.24	-
GUARANTY DEP - GAS	1-99-03-020-04	40,000.00	-
GUARANTY DEP - COPIERS	1-99-03-020-05	7,500.00	-
GUARANTY DEP - Water	1-99-03-020-06	36,000.00	-
GUARANTY DEP-Electricity	1-99-03-020-07	423,360.00	-
LAND	1-06-01-010-00	87,500,000.00	-
OFFICE BUILDINGS	1-06-04-010-00	103,627,578.03	-
Accum. Depre. - Office Bldg	1-06-04-011-00	-	4,352,358.36
OFFICE EQUIPMENT	1-06-05-020-00	13,465,985.18	-
Accum. Depre. - Office Eqpt.	1-06-05-021-00	-	5,424,549.90
FURNITURE & FIXTURES	1-06-07-010-00	8,935,824.99	-
Accum. Depre. - Furniture & Fi	1-06-07-011-00	-	1,926,181.69
IT EQUIPMENT & SOFTWARE	1-06-05-030-00	129,588,474.00	-
Accum. Depre. - IT Eqpt.	1-06-05-031-00	-	111,710,590.17
LIBRARY BOOKS	1-06-07-020-00	194,763.97	-
Accum. Depre. - Library Books	1-06-07-021-00	-	175,287.57
COMMUNICATION EQUIPMENT	1-06-05-070-00	226,000.00	-
Accum. Depre. - Comm. Eqpt.	1-06-05-071-00	-	203,399.99
SPORTS EQUIPMENT	1-06-05-130-00	685,448.00	-
Accum. Depre. - Sports Eqpt.	1-06-05-131-00	-	264,875.90
TECHNICAL & SCIENTIFIC EQPT.	1-06-05-140-00	23,043,058.44	-





Republic of the Philippines
MWSS - REGULATORY OFFICE
GENERAL LEDGER TRIAL BALANCE



July 31, 2024

Account Description	Acct Code	Dr	Cr
Accum. Depre. - Technical & Sc	1-06-05-141-00	-	4,720,953.08
O M & E - Audio Visual	1-06-05-990-40	50,390.01	-
Accum Depre.-OME- Audio Visual	1-06-05-991-41	-	44,973.08
MOTOR VEHICLES	1-06-06-010-00	17,858,011.17	-
Accum. Depre. - Motor Vehicle	1-06-06-011-00	-	13,525,466.64
OTHER ASSETS	1-99-99-990-07	2,351,437.64	-
A/P-Vouchers Payable	2-01-01-010-01	-	276,892.07
A/P-Accrued Expenses - MOOE	2-01-01-010-02	-	1,566,458.29
A/P-Accrued Expenses - CAPEX	2-01-01-010-03	-	147,998.79
DUE TO OE - Payroll	2-01-01-020-01	-	17,583.40
DUE TO OE - Claims	2-01-01-020-02	-	17,878,279.81
DUE TO BIR - ITW Employees	2-02-01-010-01	-	908,303.89
DUE TO BIR - VAT Professionals	2-02-01-010-03	-	7,098.19
DUE TO BIR - EWT Supplrs/Servi	2-02-01-010-04	-	20,137.55
DUE to BIR - Final Vat Withhld	2-02-01-010-05	-	10,858.97
DUE TO GSIS - Gov't. Share	2-02-01-020-01	-	451,834.94
DUE TO GSIS - Employee Share	2-02-01-020-02	-	761,792.50
DUE TO GSIS - Sate Insurance	2-02-01-020-03	-	6,700.00
DUE TO GSIS - Plans	2-02-01-020-04	-	61.45
DUE TO GSIS - Loans	2-02-01-020-05	-	293,012.51
DUE TO PAG-IBIG - Gov't.Share	2-02-01-030-01	-	13,200.00
DUE TO PAG-IBIG - Employee Sha	2-02-01-030-02	-	16,250.00
DUE TO PAG-IBIG - Empl Loans	2-02-01-030-03	-	8,902.10
DUE TO PAG-IBIG - PAG-IBIG II	2-02-01-030-04	-	24,800.00
DUE TO PHILHEALTH - Gov't. Sha	2-02-01-040-01	-	91,383.62
DUE TO PHILHEALTH - Empl. Shar	2-02-01-040-02	-	134,888.11
DUE TO OPTNG U - RO Tubig Due	2-03-01-040-00	-	9,200.00
DUE TO OF - WASSLAI Contributn	2-03-01-050-08	39,827.50	-
DUE TO OF - WASSLAI Loans	2-03-01-050-09	-	185,751.50
DUE TO OF - Coop Capital	2-03-01-050-10	-	7,800.00
PERFORMANCE/BIDDERS BOND	2-04-01-010-00	-	597,482.01
OTHER PAYABLES	2-99-99-990-00	-	18,648,046.07
RETAINED EARNINGS	3-07-01-010-00	-	625,233,198.15
INTEREST INCOME - Bank Deposit	4-02-02-210-01	-	328,315.03
INTEREST INCOME - MVFP	4-02-02-210-02	-	5,542.18
SUBSIDY INCOME FROM NATIONAL GOV	4-03-01-01-0-00	-	102,561,000.00
MISCELLANEOUS INCOME	4-06-03-990-00	-	20,000.00
SALARIES & WAGES - REGULAR	5-01-01-010-00	29,963,962.23	-
PERA	5-01-02-010-00	895,496.77	-
REPRESENTATION ALLOWANCE	5-01-02-020-00	807,000.00	-
TRANSPORTATION ALLOWANCE	5-01-02-030-00	446,320.00	-



Republic of the Philippines
MWSS - REGULATORY OFFICE
GENERAL LEDGER TRIAL BALANCE



July 31, 2024

<u>Account Description</u>	<u>Acct Code</u>	<u>Dr</u>	<u>Cr</u>
CLOTHING/UNIFORM ALLOWANCE	5-01-02-040-00	441,000.00	-
OTHER BONUSES & ALL - Others	5-01-02-990-01	4,233,776.00	-
HONORARIA	5-01-02-100-00	197,000.00	-
LONGEVITY PAY	5-01-02-120-00	5,000.00	-
OVERTIME AND NIGHT PAY	5-01-02-130-00	360,340.70	-
LIFE & RETIREMENT INS. CONTRIB	5-01-03-010-00	3,429,984.97	-
PAG-IBIG CONTRIBUTIONS	5-01-03-020-00	82,700.00	-
PHILHEALTH CONTRIBUTIONS	5-01-03-030-00	649,631.71	-
ECC CONTRIBUTIONS	5-01-03-040-00	44,700.00	-
TERMINAL LEAVE BENEFITS	5-01-04-030-00	209,159.48	-
LOYALTY AWARD BENEFITS	5-01-02-120-01	20,000.00	-
TRAVELLING EXP-LOCAL-Allowance	5-02-01-010-02	296,880.00	-
TRAVELLING EXP-LOCAL-Air&Sea	5-02-01-010-03	115,508.18	-
TRAVELLING EXP-LOCAL-Inland	5-02-01-010-04	185,532.50	-
TRAINING EXPENSES	5-02-02-010-00	609,409.68	-
SCHOLARSHIP EXPENSES	5-02-02-020-00	518,717.29	-
OFFICE SUPPLIES - Off Supplies	5-02-03-010-01	211,064.41	-
OFFICE SUPPLIES - Computer Sup	5-02-03-010-02	233,805.00	-
MAINTENANCE, SAMPLING & OTHER CC	5-02-03-070-00	94,754.25	-
GASOLINE, OIL AND LUBRICANTS	5-02-03-090-00	705,612.73	-
OTHER SUPPLIES EXPENSE	5-02-03-990-00	287,949.06	-
OTHER SUPPLIES EXPENSE - GAD	5-02-03-990-02	22,761.50	-
WATER EXPENSES	5-02-04-010-00	161,045.66	-
ELECTRICITY EXPENSES	5-02-04-020-00	1,220,794.31	-
POSTAGE AND DELIVERIES	5-02-05-010-00	28,775.00	-
TELEPHONE EXPENSES - MOBILE	5-02-05-020-02	191,096.16	-
INTERNET EXPENSE	5-02-05-030-00	180,000.00	-
ADVERTISING EXPENSES	5-02-99-010-00	244,834.00	-
PRINTING AND BINDING EXPENSES	5-02-99-020-00	96,770.00	-
REPRESENTATION EXPENSES	5-02-99-030-00	37,218.75	-
REPRESENTATION EXPENSES - GAD	5-02-99-030-02	30,829.00	-
SUBSCRIPTION EXPNSES	5-02-99-070-00	586,300.00	-
AUDITING SERVICES	5-02-11-020-00	145,019.81	-
CONSULTANCY - Rate/tariff Restr/Regulator	5-02-11-030-04	5,911,360.00	-
JANITORIAL SERVICES	5-02-12-020-00	450,673.78	-
OTHER PROF SRVCS - Others	5-02-11-990-03	5,814,487.11	-
R&M - OFFICE BUILDINGS	5-02-13-040-01	75,985.75	-
R&M - MOTOR VEHICLES	5-02-13-060-01	375,876.77	-
EXTRAORDINARY AND MISCELLANEOUS	5-02-10-030-00	246,108.63	-
MISCELLANEOUS EXPENSES	5-02-99-990-04	8,511.97	-
TAXES, DUTIES & LIC.-Veh Regis	5-02-15-010-01	5,522.00	-
TAXES, DUTIES & LIC.-Others	5-02-15-010-02	60.00	-



Republic of the Philippines
MWSS - REGULATORY OFFICE
GENERAL LEDGER TRIAL BALANCE




July 31, 2024

<u>Account Description</u>	<u>Acct Code</u>	<u>Dr</u>	<u>Cr</u>
FIDELITY BOND PREMIUMS	5-02-15-020-00	3,000.00	-
INSURANCE EXP.- Vehicle Insura	5-02-15-030-01	633,708.37	-
DEPRECIATION - OFF. BLDG.	5-05-01-040-01	1,088,089.59	-
DEPRECIATION - OFFICE EQPT.	5-05-01-050-01	1,250,661.93	-
DEPRECIATION - FURN & FIXTURES	5-05-01-070-01	469,130.83	-
DEPRECIATION - IT Equipment	5-05-01-050-02	1,029,590.44	-
DEPRECIATION - Sports Eqpt.	5-05-01-050-07	64,832.18	-
DEPRECIATION - Technical & Sci	5-05-01-050-08	702,251.38	-
Depre. - OM&E - Audio Visual	5-05-01-050-10	2,645.44	-
DEPRECIATION - Motor Vehicle	5-05-01-060-01	617,324.96	-
OTHER MOOE - GAD & CULTURAL	5-02-99-990-02	659,811.84	-
TOTAL		912,727,262.23	912,727,262.23

0.00

Prepared by:


SIR GIL P. MARAVILLA
Chief Corp. Accountant